



ಬೃಹತ್ ಬೆಂಗಳೂರು ಮಹಾನಗರ ಪಾಲಿಕೆ
Bruhat Bengaluru Mahanagara Palike



BBMP COVID-19 WAR ROOM 13.03.2023

BBMP / COVID-19 WAR ROOM / BULLETIN – 1085/ 13.03.2023 / #BBMPfightsCOVID19



OVERVIEW OF COVID-19 IN BENGALURU

CASE TRENDS ACTIVE CASES **325**

Confirmed Cases 45 18,78,802 [#]	Recovered Cases 54 18,61,484 [#]	Death Cases 1 16,993 [#]
--	--	--

HOSPITALIZATION **45**

ICU – V 2	ICU 13	HDU 2	General 28
---------------------	------------------	-----------------	----------------------

INCLUDES GOVT. QUOTA AND PRIVATE WALK-IN HOSPITALIZATION

VACCINATION **17** 2,06,96,435[#]

First Dose 1 96,89,365 [#]	Second Dose 0 95,11,057 [#]	Precaution Dose 16 14,96,013 [#]
--	---	--

TRIAGING

MTU
5

Tele Triage
38

ACTIVE CZs
0

MCZs (< 5 cases)
0

Clusters (> 5 cases)
0

TESTING **349** 3,21,92,255[#]

Positivity : 7.55% <small>*FOR LAST 7 DAYS</small>	RAT 59	RTPCR 290
--	------------------	---------------------

: indicates cumulative numbers till date



ABSTRACT OF COVID-19 SCENARIO IN BENGALURU

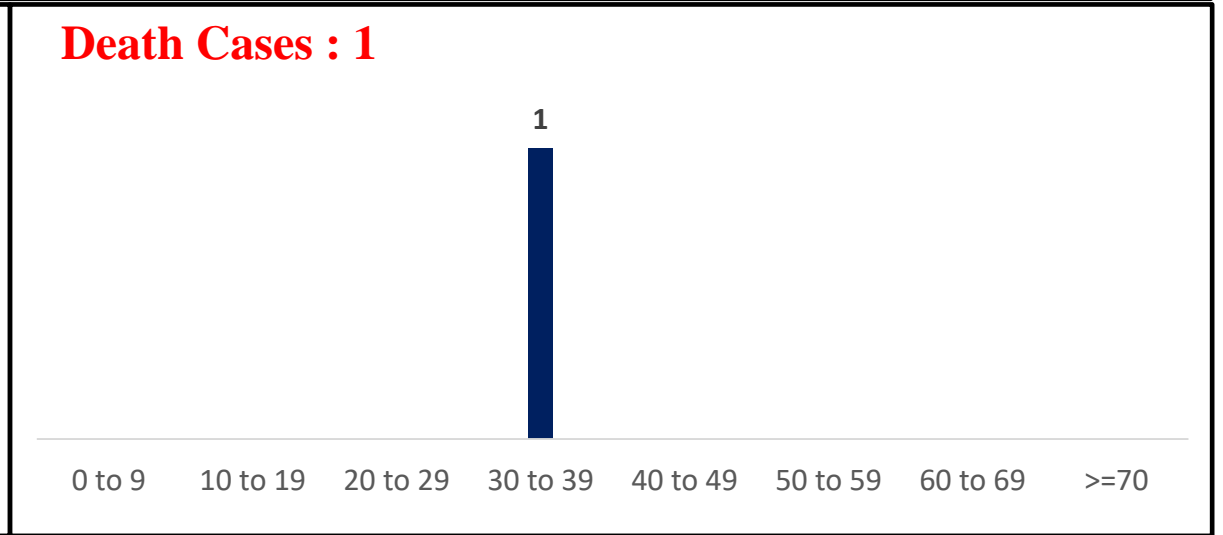
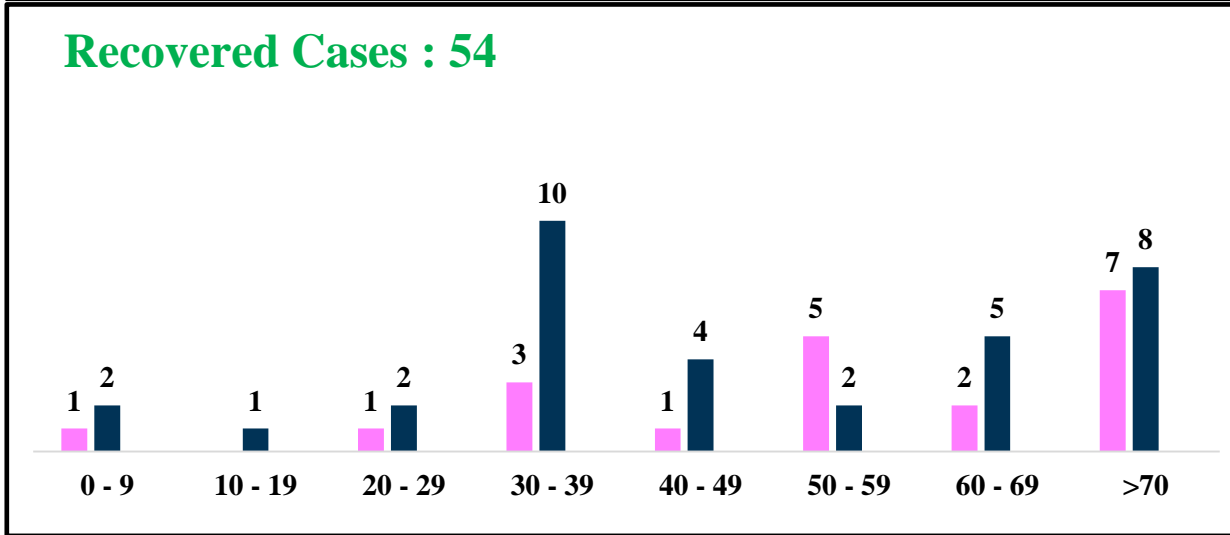
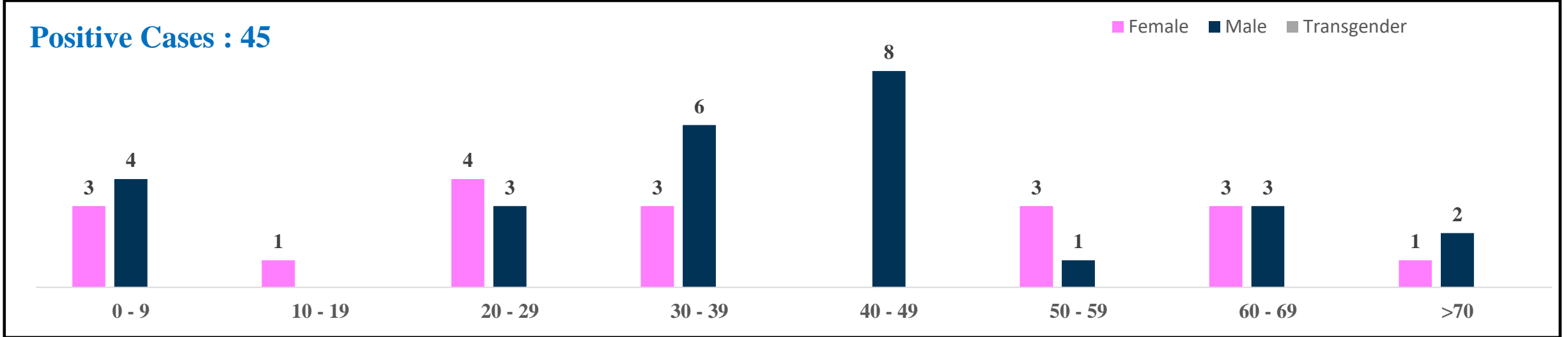


	MALE			FEMALE			TRANSGENDER			TOTAL		
	Last 24 Hours	Last 7 Days	Cumulative	Last 24 Hours	Last 7 Days	Cumulative	Last 24 Hours	Last 7 Days	Cumulative	Last 24 Hours	Last 7 Days	Cumulative
Positive Cases	27	214	11,07,777	18	167	7,70,829	0	0	196	45	381	18,78,802
Recovered Cases	34	186	10,95,263	20	149	7,65,091	0	0	187	54	335	18,61,484
Death Cases	1	1	10,763	0	0	6,226	0	0	4	1	1	16,993
Total Tests Done	In Last 24 hrs. : 349			In last 7 days : 5,049			Cumulative : 3,21,92,255					
Vaccine Doses Administered	In Last 24 hrs. : 17			In last 7 days : 302			Cumulative : 2,06,96,435					
ACTIVE CASES							325					

*Covid deaths occurred today : 00 | Covid deaths occurred beyond last 24hrs., reported today : 00



LAST 24 HOURS AGE GROUP AND GENDER WISE DISTRIBUTION

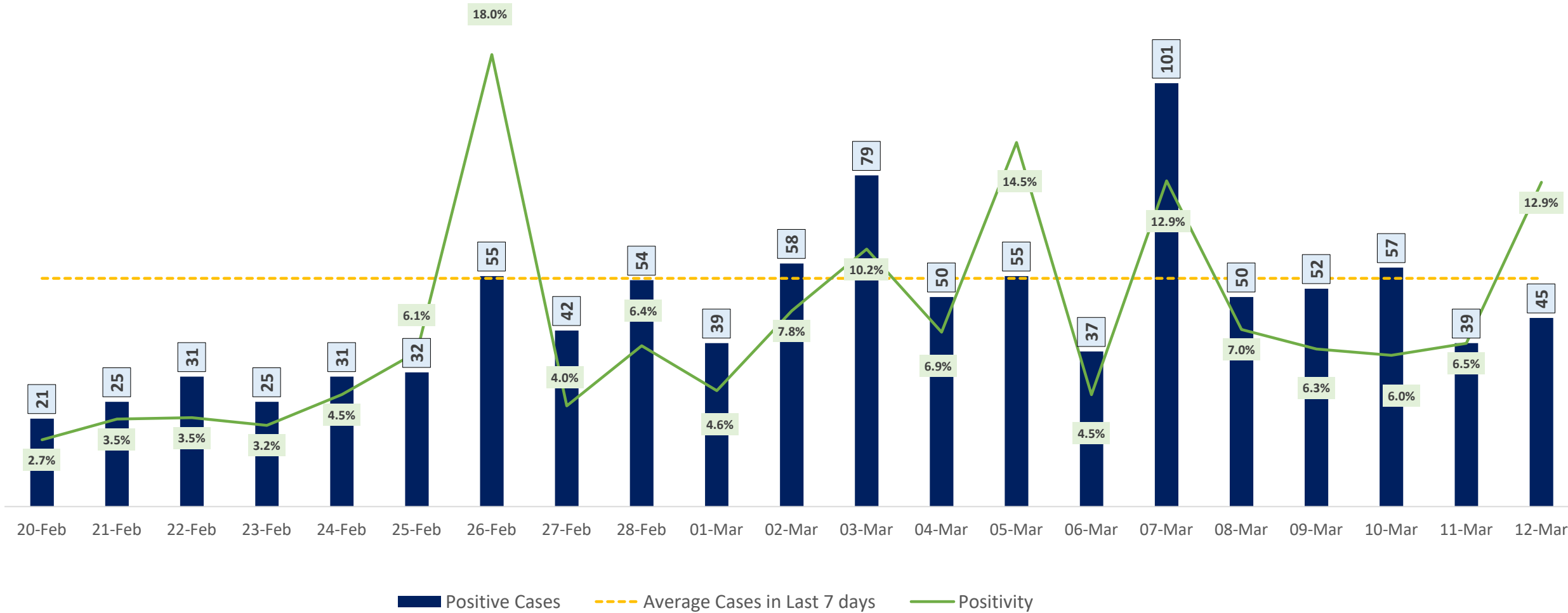




POSITIVITY RATE OF BENGALURU – LAST 21 DAYS



Average Cases in Last 7 days : 54





TESTING TRENDS IN BENGALURU

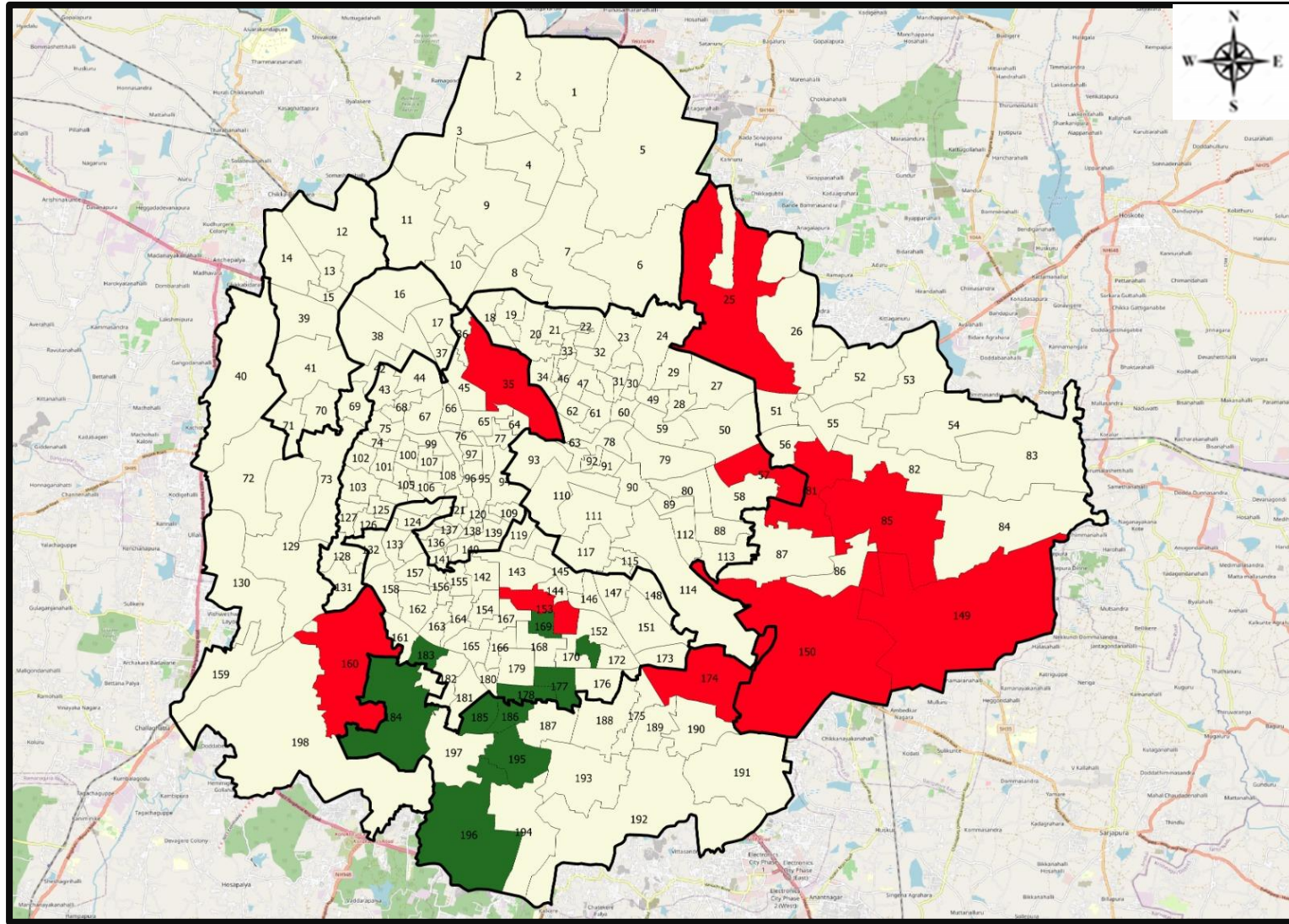


Total Test Conducted Till Date	Test Conducted Last 24 hours	Last 7 Days Average
3,21,92,255	349	721





BENGALURU URBAN MAP SHOWING TREND OF POSITIVE CASES IN LAST 7 DAYS



Top 10 wards reporting highest number of positive cases in last 10 days

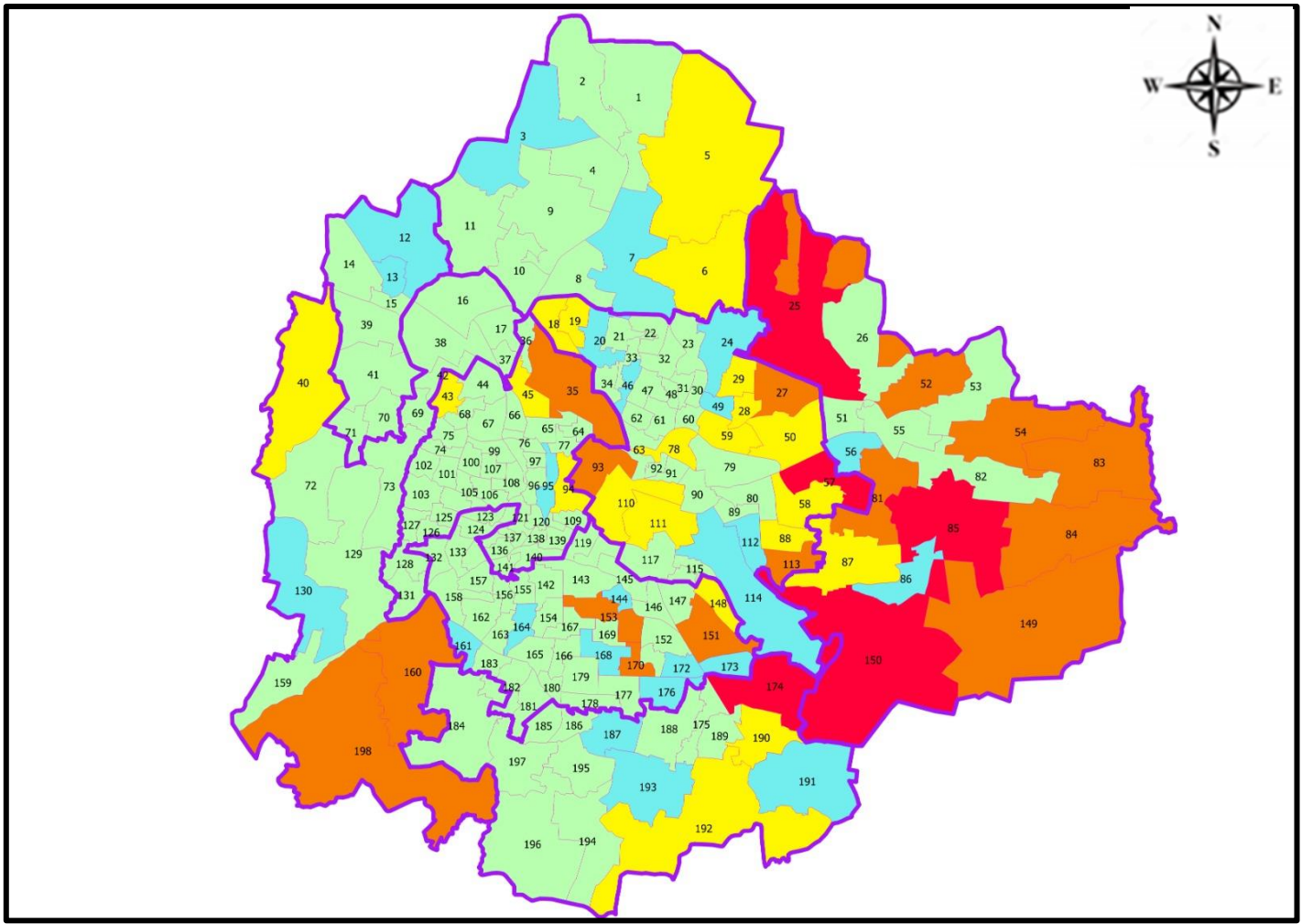
Ward No.	Ward Name	Daily Cases Average
150	Bellanduru	6
174	HSR Layout	3
57	CV Raman Nagar	2
25	Horamavu	2
85	Dodda Nekkundi	2
153	Jayanagara	2
149	Varthuru	2
160	Rajarajeshwari Nagar	2
35	Aramane Nagar	1
81	Vijnana Nagar	1

Top 10 wards reporting least number of positive cases in last 7 days

Ward No.	Ward Name	Daily Cases Average
196	Anjanapura	0
195	Konanakunte	0
186	Jaraganahalli	0
185	Yelchenahalli	0
184	Uttarahalli	0
183	Chikkalsandra	0
178	Sarakki	0
177	J P Nagar	0
171	Gurappanapalya	0
169	Byrasandra	0



BENGALURU MAP SHOWING INTENSITY OF POSITIVE CASES IN LAST 7 DAYS



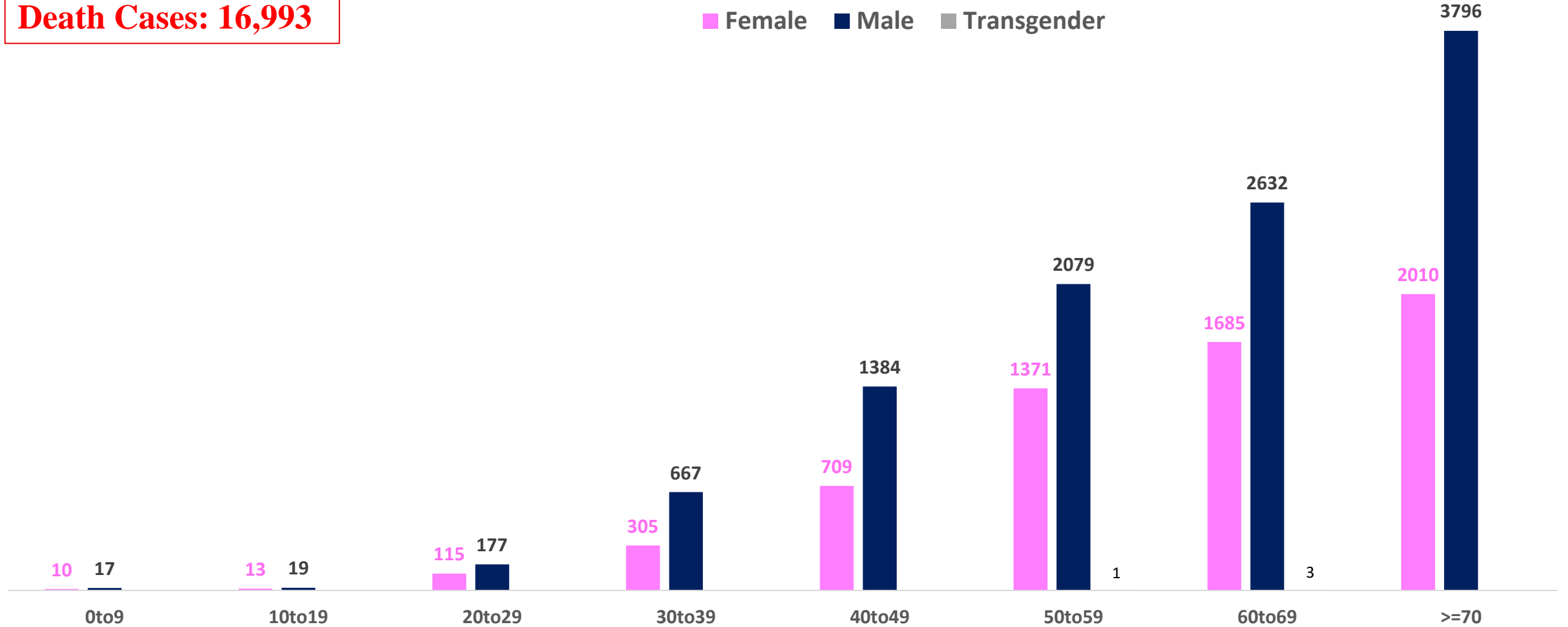
- Level 1 : 0 to 1 Cases
- Level 2 : 1 to 3 Cases
- Level 3 : 3 to 5 Cases
- Level 4 : 5 to 10 Cases
- Level 5 : More than 10 Cases
- Zone Boundaries



AGE AND GENDER WISE DISTRIBUTION OF DEATH CASES



Death Cases: 16,993





SNAPSHOT OF COVID-19 CASES IN BENGALURU URBAN



**Total Wards With
< = 5 Cases* :
178**

**Tests Conducted
on 12.03.2023:
349**

**Recovery
Rate*:
99.08%**

**Total
Active Cases :
325**

**Total Vaccinated
on 12.03.2023:
17**





**Positivity
Rate* :
7.55%**

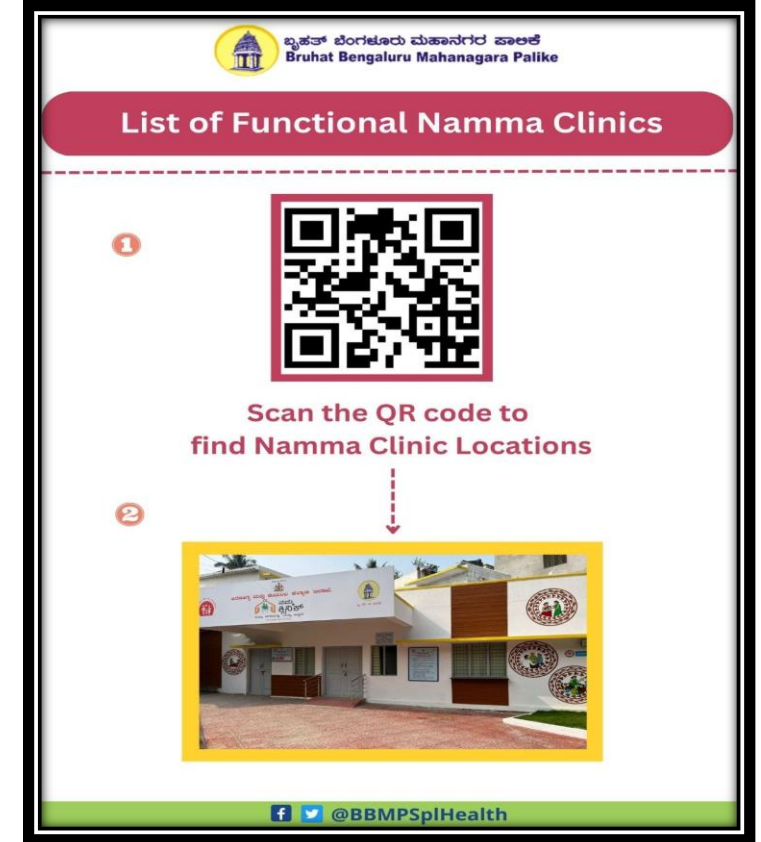
**Active
Rate*:
0.02%**

**Case
Fatality Rate* :
0.52%**

*Total positive cases In the past 7 days


*CFR and positivity is for Past 7 days

Download BBMP Bulletin	https://apps.bbmpgov.in/covid19/mediabulletin.php
To register for vaccination :	https://selfregistration.cowin.gov.in/
BBMP COVID19 Dashboard:	https://apps.bbmpgov.in/covid19/
Follow us on:	 www.facebook.com/bbmp.comm1/
	 twitter.com/BBMPCOMM
	  BBMPSplHealth






ಬೃಹತ್ ಬೆಂಗಳೂರು ಮಹಾನಗರ ಪಾಲಿಕೆ
Bruhat Bengaluru Mahanagara Palike

List of Functional Namma Clinics

1 

Scan the QR code to find Namma Clinic Locations

2 

  @BBMPSplHealth

Issued by:

Honorable Chief Commissioner, BBMP
Special Commissioner Health, BBMP
MD, Bengaluru Smart City Limited

THANK YOU !

